



5


- PT** Aplicar uma inclinação de 1% a 2% na direção da calha de duche
- EN** Apply a 1%-2% inclination in the direction of the shower channel
- IT** Applicare una pendenza di 1% al 2% verso la canaletta per doccia
- DE** Neigung von 1% bis 2% gegenüber der Duschrinne setzen

6


- PT** Aplicar a impermeabilização no pavimento e paredes
- EN** Waterproof the pavement and the walls
- IT** Applicare l'impermeabilizzazione nel pavimento e nei muri
- DE** Versiegelung des Bodens und der Wände

7


- PT** Aplicar o cimento-cola no pavimento
- EN** Apply the thinset to the pavement
- IT** Applicare il cemento colla nel pavimento
- DE** Fliesenkleber am Boden anbringen

8

- PT** Aplicar o revestimento do pavimento
- EN** Apply the floor tiles/surface
- IT** Applicare il rivestimento nel pavimento
- DE** Fliesen am Boden anlegen

9

- PT** Aplicar o cimento-cola nas paredes
- EN** Apply the thinset to the walls
- IT** Applicare il cemento colla nei muri
- DE** Fliesenkleber an der Wand anbringen

10

- PT** Aplicar o revestimento da parede
- EN** Apply the wall tiles/surface
- IT** Applicare il rivestimento nella parete
- DE** Fliesen an der Wand anlegen